


ZOOM CALL CHECKLIST

Use this quick checklist to make sure you are zoom call ready each day!

QUIET SPOT

Create a quiet spot in your home for all zoom calls so that you can hear the lesson and limit distracting background noise



GET DRESSED

Get dressed as if you were going to school. Others will see you during the meeting so you will need to be dressed and ready to go



ALL MATERIALS

Have all materials ready BEFORE your meeting begins including: Charged Ipad/Device, Pencil, Glue Stick, Scissors, Book, Charger, Notes, Etc.



GRAB YOUR WATER

Get yourself a small bottle of water or a water bottle that won't spill during meeting




GO TO THE BATHROOM

Go to the bathroom before the meeting begins because you will miss information and it is a distraction for you to leave your screen


LEAVE PETS IN ANOTHER ROOM

Pets should not be in your quiet space during zooms because they are a distraction.



BE EARLY!

Arrive in the zoom call at least 5 minutes early to be sure it is the right link and you are able to join.



KNOW HOW TO "WORK" ZOOM

Before the zoom begins know how to dial in, wait in waiting room, unmute/mute, & display video so that you can be the best participant you can be!

